

# JBC

[www.jbctools.com](http://www.jbctools.com)

## INSTRUCTION MANUAL



## HD Tweezers Kit

Ref. KHT470A

# Packing List

The following items should be included:

**HD Thermal Tweezers** .....1 unit  
Ref. HT470-A



**Stand for HT470** .....1 unit  
Ref. HDT-SD



**Stand cable 1m** ..... 2 units  
Ref. 0011283



**Cable flange**.....1 unit  
Ref. 0010546




**Manual**.....1 unit  
Ref: 0014339



## Features


This kit requires two Heavy Duty stations (HDE) to manage the cartridges individually thereby optimizing their thermal performance.



Find the C470 cartridges that best suit your needs in [www.jbctools.com](http://www.jbctools.com)  
For special models, please contact us.


## Placing Cartridges

1. Insert both cartridges when the station is off.
2. Align them.
3. Tighten both screws for a correct use.



⚠ Make sure the cartridges have cooled down before replacing them.

**Important:** It is essential to insert the cartridges as far as the mark for a proper connection.



## Changing Cartridges

1. Turn the station off.
2. Loosen the screws.
3. Remove the cartridges using the extractor.



4. Follow the "Placing cartridges" guidelines. You can also use the extractor to insert the cartridges.



## Adjustable Stand

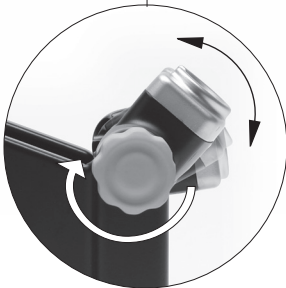


**Cable collector & cable flange**

*Keeps working area free of cables.*


## Quick tip changer

*The cartridge extractor / inserter system permits switching cartridges without interrupting your work.*



**Adjustable tool holder**

*Suits your work position.*



**Adjustable cable collector**

## Maintenance

Before carrying out maintenance or storage, always unplug the stand and the tool.

- Periodically check all cables and tubes. The metal parts should be clean so that the station can detect the tool status. Use a damp cloth or alcohol.
- Replace any defective or damaged parts. Use original JBC spare parts only.
- Repairs should be performed only by a JBC authorized technical service.

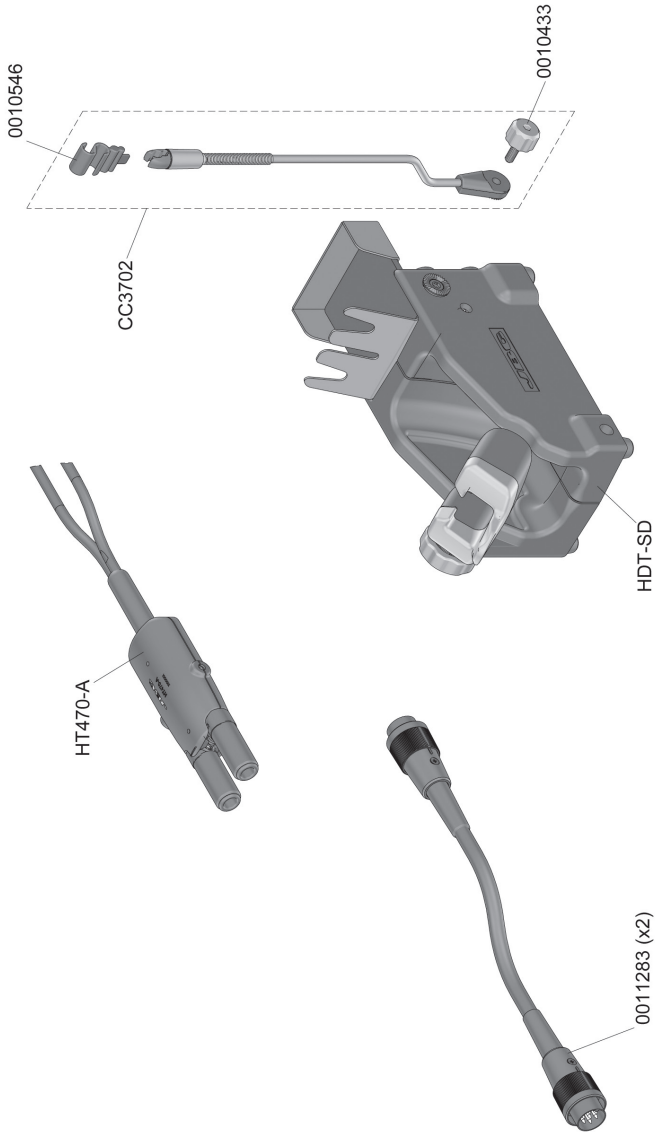
## Safety



**It is imperative to follow safety guidelines to protect health and prevent electric shock, injury, fire or explosions.**

- Do not use the kit for any purpose other than soldering or rework. Incorrect use may cause fire.
- It is necessary to turn the station off before changing cartridges. The screw ensures the correct operation of the tool.
- Do not work on electrically live parts.
- The power cord must be plugged into approved bases. Be sure that it is properly grounded before use. When unplugging it, hold the plug, not the wire.
- The tool should be placed in the stand when not in use in order to activate the sleep mode. The soldering tip, the metal part of the tool and the stand may still be hot even when the station is turned off. Handle with care, including when adjusting the stand position.
- Do not leave the appliance unattended when it is on. Do not cover the ventilation grills of the control unit. Heat can cause inflammable products to ignite.
- Use a "non residue" classified flux and avoid contact with skin or eyes to prevent irritation.
- Be careful with the fumes produced when soldering. Utmost care must be taken with liquid tin waste which can cause burns.
- Keep your workplace clean and tidy. Wear appropriate protective glasses and gloves when working to avoid personal harm.
- This appliance can be used by children over the age of eight and also persons with reduced physical, sensory or mental capabilities or lack of experience provided that they have been given adequate supervision or instruction concerning use of the appliance and understand the hazards involved. Children must not play with the appliance. Maintenance must not be carried out by children unless supervised.

## Exploded View



**KHT470A**  
HD TWEEZER KIT

## Specifications

- Total weight: 1.5 kg (3.3 lb)

Complies with CE standards

ESD protected housing "skin effect"

# JBC

---

### Warranty

JBC's 2 year warranty covers this equipment against all manufacturing defects, including the replacement of defective parts and labour.

Warranty does not cover product wear due to use or mis-use.

In order for the warranty to be valid, equipment must be returned, postage paid, to the dealer where it was purchased.

---



This product should not be thrown in the garbage.

In accordance with the European directive 2002/96/EC, electronic equipment at the end of their life must be collected and returned to an authorized recycling facility.