



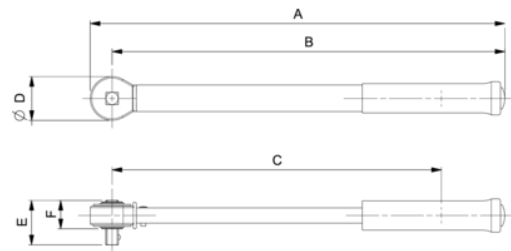
IZO-D

Electronic Torque Wrench with Rectangular Interchangeable Head



PRODUCT DETAILS

- Torque Units in N·m, ft.lb, lb.in
- Range covers from 3 to 340 N·m and from 2.2 to 250 ft.lb
- It can be used CW and ACW at temperatures between 5 °C and 42 °C
- Data and set value retention during battery exchange
- Automatic shut-off and auto zero check on power up
- More information available in user manual
- Accuracy $\pm 2\%$
- Visual, audio and vibration signal
- With female rectangular interchangeable heads and 60-tooth ratchet head
- Two component comfortable plastic handle with capacity for three AA alkaline batteries (included) and end cap with hole to allow hanging of the tool
- Supplied in sturdy blow mould case
- Supplied with a factory declaration of conformity according to ISO 6789-1:2017 and CE marking
- Made in USA












Follow the Fish!












PRODUCT ATTRIBUTES










Product: IZO-D-30

	3-30 N·m		26.6-265.5 lbf·in		2.21-22.13 lbf·ft
	1/4 in		9x12 mm		0.1 N·m
	1 lbf·in		0.1 lbf·ft	A	425 mm
B	405 mm	C	360 mm	D	35 mm
E	30 mm	F	22 mm		0.9 kg










Product: IZO-D-135

	13.5-135 N·m		62-1195 lbf·in		10-99.57 lbf·ft
	3/8 in		9x12 mm		1 N·m
	1 lbf·in		1 lbf·ft	A	465 mm
B	450 mm	C	340 mm	D	35 mm
E	35 mm	F	20 mm		1.010 kg

Product: IZO-D-200

	20-200 N·m		177-1770 lbf·in		14.75-147.50 lbf·ft
	1/2 in		14x18 mm		1 N·m
	1 lbf·in		1 lbf·ft	A	555 mm
B	530 mm	C	430 mm	D	35 mm
E	37 mm	F	25 mm		1.3 kg

Product: IZO-D-340

	34-340 N·m		301-3009 lbf·in		25.07-250.80 lbf·ft
	1/2 in		14x18 mm		1 N·m
	1 lbf·in		1 lbf·ft	A	665 mm
B	650 mm	C	585 mm	D	30 mm
E	37 mm	F	23 mm		1.525 kg

Follow the Fish!

