



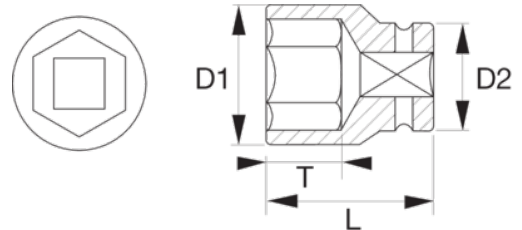
### K8901M

**3/4"-Kraft-Steckschlüsseinsätze,  
Sechskant, metrisch, brüniert, mit  
Vierkantantrieb**



#### PRODUKTDDETAILS




- Zur Benutzung mit Maschinen
- Zwecks Sicherheitsoptimierung bitte Drahtfedersicherungen verwenden
- Brünierte Ausführung
- Hochleistungsschnellstahl
- Dynamic-Drive™ Profil zum Schutz von Muttern, Schrauben und Werkzeugen vor unnötigem Verschleiß und Beschädigung
- Antrieb: DIN 3121-H 20, ISO 1174
- Normen: DIN 3129, ISO 2725



**Follow the Fish!**



## PRODUKTEIGENSCHAFTEN

Produkt		<b>L</b>	<b>D1</b>	<b>D2</b>	<b>T</b>		
<b>K8901M-17</b>	17 mm	51 mm	30 mm	44 mm	14 mm	K560F-6	365 g
<b>K8901M-18</b>	18 mm	51 mm	31 mm	44 mm	14 mm	K560F-6	330 g
<b>K8901M-19</b>	19 mm	51 mm	32.5 mm	44 mm	14 mm	K560F-6	365 g
<b>K8901M-21</b>	21 mm	51 mm	35 mm	44 mm	14 mm	K560F-6	350 g
<b>K8901M-22</b>	22 mm	51 mm	36 mm	44 mm	14 mm	K560F-6	360 g
<b>K8901M-23</b>	23 mm	51 mm	37.5 mm	44 mm	14 mm	K560F-6	375 g
<b>K8901M-24</b>	24 mm	51 mm	38.5 mm	44 mm	14 mm	K560F-6	380 g
<b>K8901M-27</b>	27 mm	53 mm	42.5 mm	44 mm	20 mm	K560F-6	395 g
<b>K8901M-28</b>	28 mm	53 mm	44 mm	44 mm	20 mm	K560F-6	390 g
<b>K8901M-29</b>	29 mm	53 mm	45 mm	44 mm	20 mm	K560F-6	410 g
<b>K8901M-30</b>	30 mm	53 mm	46 mm	44 mm	20 mm	K560F-6	400 g
<b>K8901M-32</b>	32 mm	57 mm	48.5 mm	44 mm	21 mm	K560F-6	425 g
<b>K8901M-33</b>	33 mm	57 mm	50 mm	44 mm	21 mm	K560F-6	470 g
<b>K8901M-34</b>	34 mm	57 mm	51 mm	44 mm	21 mm	K560F-6	520 g
<b>K8901M-36</b>	36 mm	57 mm	53.5 mm	44 mm	21 mm	K560F-6	540 g
<b>K8901M-38</b>	38 mm	57 mm	56 mm	44 mm	21 mm	K560F-6	520 g
<b>K8901M-41</b>	41 mm	58 mm	60 mm	44 mm	22 mm	K560F-6	600 g
<b>K8901M-46</b>	46 mm	62 mm	66 mm	44 mm	25 mm	K560F-6	690 g
<b>K8901M-50</b>	50 mm	68 mm	71 mm	44 mm	30 mm	K560F-7	900 g
<b>K8901M-55</b>	55 mm	72 mm	77.5 mm	54 mm	32 mm	K560F-7	750 g
<b>K8901M-60</b>	60 mm	72 mm	83.5 mm	54 mm	32 mm	K560F-7	1270 g

