



THE WORLD LEADER IN
FUME EXTRACTION TECHNOLOGY





Advantage

The AD Nano+ fume extraction and filtration system has been designed as a cost effective solution for light to medium duty applications and is the ideal choice for installations where floor space is limited.

Suitable for light laser coding applications, the AD Nano+ incorporates many of the features found on our larger systems. The use of an Auto-Voltage Sensing Turbine means that the unit can be used anywhere in the world. Reverse Flow, Patented DeepPleat DUO and ACF filter technologies ensure optimised performance and filter life.

STANDARD FEATURES:

- Auto sensing voltage (90-257v) for global use
- Automatic flow control
- Reverse flow
- 'Easi-Seal' filter location
- Long life filters with low replacement cost
-  DeepPleat DUO pre filter
-  Advanced Carbon Filter technology
- Small footprint
- Low noise level

OPTIONAL FEATURES:

- VOC gas sensors (Volatile Organic Compound)
- Remote stop / start interface
- Filter change / System fail signal

The compact system designed for small scale industrial sites and light laser coding applications.



Featuring DeepPleat DUO filter technology



Featuring Advanced Carbon Filter technology



Automatic Flow Control

TYPICAL APPLICATIONS:

- Lasering
- Welding
- Coding
- Cutting
- Marking
- Drilling
- Engraving



UNIT PART NUMBERS					
Model	Voltage	Part No.	24V Stop / Start	Filter change / System failure signal	VOC Monitoring
AD Nano+ Powder Coated	90 - 257V	L3042A	A2001	A2002	A2003
AD Nano+ Stainless Steel		L3052A			

REPLACEMENT FILTERS PART NUMBERS		
Model	Pre Filter	Combined filter
AD Nano+	A1030190	A1030191

TECHNICAL DATA		
	230V	115V
Dimensions (HxWxD)	743 x 360 x 360mm	29.2 x 14.2 x 14.2"
Cabinet Construction	Brushed stainless steel / Powder coated mild steel	Brushed stainless steel / Powder coated mild steel
Airflow / Pressure	300m³/hr / 96mbar	176cfm / 96mbar
Electrical Data	90 - 257v 1ph 50/60Hz Full load current: 12.5 amps / 1.1kw	
Noise Level	< 60dBA*	< 60dBA*
Weight	45kg	99Lbs

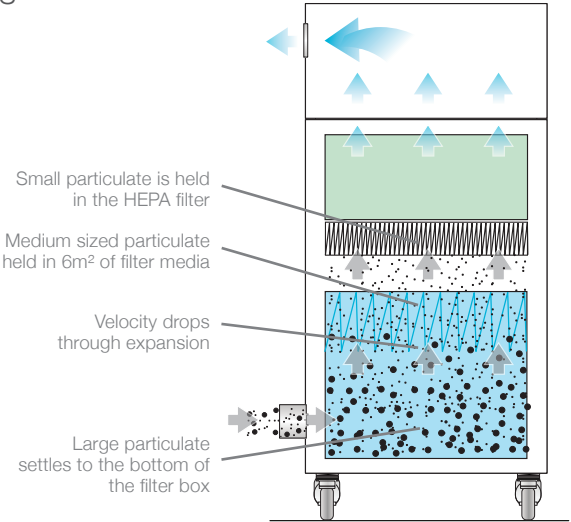

* At typical operating speed.

PRE FILTER SPECIFICATIONS	
Surface Media Area	6m² approx
Filter Media	Glass Fibre
Filter Media Construction	150mm Maxi Fold construction with Webbing Spacers
Filter Housing	Zintec mild steel
Filter Efficiency	F8 (95% @ 0.9 microns)

COMBINED FILTER SPECIFICATIONS	
Surface Media Area	2.18m² approx
HEPA Filter Media	Glass Fibre
HEPA Media Construction	50mm Maxi Fold construction with Webbing Spacers
Filter Housing	Zintec Mild Steel
Treated Activated Carbon	6.75kgs
Filter Efficiency	99.997% @ 0.3 microns

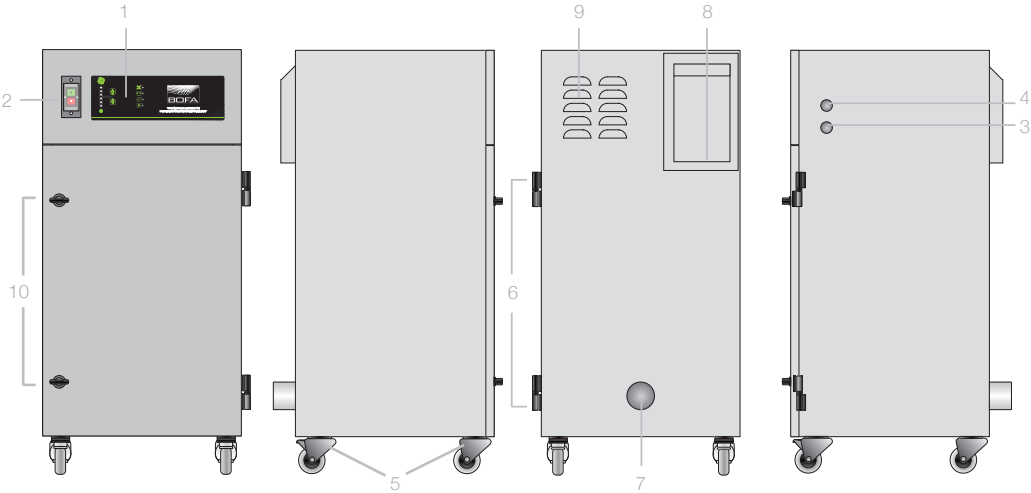
Other hose kits and filters are available. All of the above units are fitted with our standard filter combinations. For specific applications please call us for details. Replacement filters should always be ordered using the part number on the filters inside your extractor to ensure the correct filter is ordered. Datasheet correct at time of print.

AIRFLOW THROUGH FILTERS



TECHNICAL SPECIFICATION

- 1 Unit / Filter Condition Display - Automatic Flow Control
 2 On / Off Switch
 3 Signal / Interface Cable
 4 Power Cable
 5 Castors
- 6 Door Hinge
 7 Hose Inlet Connection - 50mm
 8 Exhaust Outlet
 9 Motor Cooling Inlet
 10 Door Latch



Date:8/3/13 V:2