



DATASHEET

COMPUTE BOX

v1.2

1. Datasheet

1.1. Compute Box

1.1.1. With 1.5A Wall Adapter (36W)

Supplied Wall Adapter	Minimum	Typical	Maximum	Unit
Input voltage (AC)	100	-	240	[V]
Input current	-	-	1	[A]
Output voltage	-	24	-	[V]
Output current	-	1.5	-	[A]

Compute Box Power input (24V connector)	Minimum	Typical	Maximum	Unit
Supply voltage	-	24	25	[V]
Supply current	-	1.5	-	[A]

Compute Box Power output (Device connector)	Minimum	Typical	Maximum	Unit
Output voltage	-	24	25	[V]
Output current	-	1.5	-	[A]

1.1.2. With 5A Wall Adapter (120W)

Supplied Wall Adapter	Minimum	Typical	Maximum	Unit
Input voltage (AC)	100	-	240	[V]
Input current	-	-	2	[A]
Output voltage	-	24	-	[V]
Output current	-	5	-	[A]

Compute Box Power input (24V connector)	Minimum	Typical	Maximum	Unit
Supply voltage	-	24	25	[V]
Supply current	-	5	-	[A]

Compute Box Power output (Device connector)	Minimum	Typical	Maximum	Unit
Output voltage	-	24	25	[V]
Output current (CB HW v3.4)	-	5	5.5*	[A]
Output current (CB HW v3.1)	-	4.5	4.5*	[A]

* Peak currents.

1.1.3. With 6.25A Wall Adapter (150W)

Supplied Wall Adapter	Minimum	Typical	Maximum	Unit
Input voltage (AC)	100	-	240	[V]
Input current	-	-	2.1	[A]
Output voltage	-	24	-	[V]
Output current	-	6.25	-	[A]

Compute Box Power input (24V connector)	Minimum	Typical	Maximum	Unit
Supply voltage	-	24	25	[V]
Supply current	-	6.25	-	[A]

Compute Box Power output (Device connector)	Minimum	Typical	Maximum	Unit
Output voltage	-	24	25	[V]
Output current	-	4.5	4.5*	[A]

* Peak currents

1.1.4. Compute Box I/O interface

Power Reference (24V, GND)	Minimum	Typical	Maximum	Unit
Reference output voltage	-	24	25	[V]
Reference output current	-	-	100	[mA]

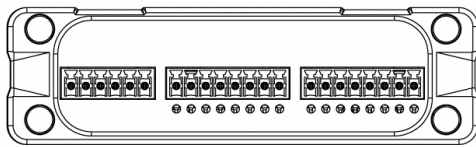
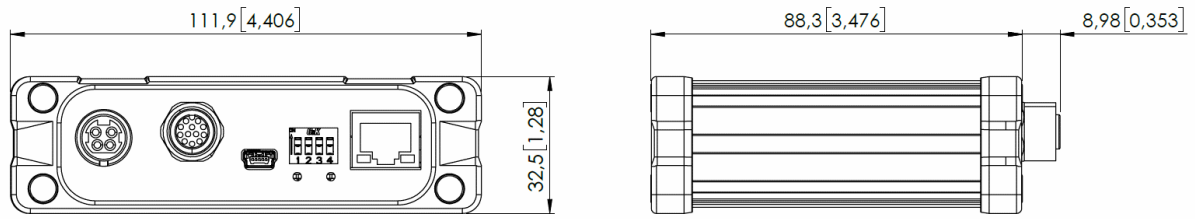
Output (DO1-DO8)	Minimum	Typical	Maximum	Unit
Output current - altogether	-	-	100	[mA]
Output resistance (active state)	-	24	-	[Ω]

Input (DI1-DI8) as PNP	Minimum	Typical	Maximum	Unit
Voltage level - TRUE	18	24	30	[V]
Voltage level - FALSE	-0.5	0	2.5	[V]
Input current	-	-	6	[mA]
Input resistance	-	5	-	[k Ω]

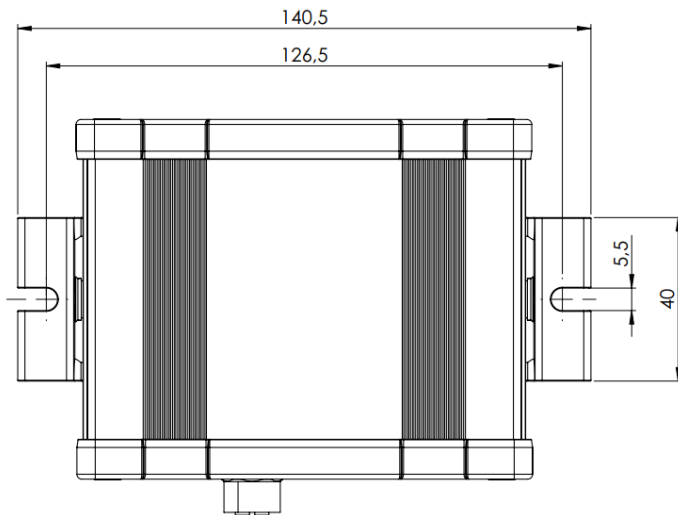
Input (DI1-DI8) as NPN	Minimum	Typical	Maximum	Unit
Voltage level - TRUE	-0.5	0	5	[V]
Voltage level - FALSE	18	24	30	[V]
Input current	-	-	6	[mA]
Input resistance	-	5	-	[k Ω]

1.2. Compute Box

Compute Box



Clip-on Bracket (optional)



All dimensions are in mm and [inches].